


Read and Learn With Buddy the Worm!



Be Healthy! Be Organic!

Read and Learn With Buddy the Worm!






This book is designed to be educational for people of all ages,
as they are instructed about the many
benefits of organic **RED BUD FARM** worm castings.
Products of **RED BUD FARM** are not available
for purchase outside the USA.

RED BUD FARM
PO Box 770
Blountville, TN 37617-0770
www.red-bud-farm.com
email red_bud_farm@aol.com

Copyright 2021 by Do Well Investments LLC
All rights reserved
Printed in the United States of America

Do Well Investments LLC DBA **RED BUD FARM** makes no guarantees or
promises about the results of using their products, including worm castings,
compost, topsoil, or FERT-DIRT; nor any actions nor investments made that are
based on content found herein this book or on our website www.red-bud-farm.com.



Meet Buddy, the **RED BUD FARM** worm mascot.

He wants to teach you important things to know about what worm
castings are and how they work in the soil to help all kinds of plants grow.
When you put **RED BUD FARM** worm castings with water on
your plants in the dirt or potting soil...you don't need to add anything
else! They work wonderfully on EVERY KIND of plant...like fruits and
vegetables in gardens, like shrubs, trees, yards, and lawn grass in
landscaping, like annuals and perennial flowers, and potted house plants!
Remember, all worm castings are NOT the same!
So have fun as you READ and LEARN with Buddy the Worm!



What are **RED BUD FARM** worm castings?


'Castings' are what worms 'cast off'...they are worm manure! The fancy name for the production and raising of earthworms and their by-products (castings, waste, dung, poop, doo-doo) is called vermiculture. It sounds yucky, but it is really NOT gross!

Earthworms are some of the cleanest, most helpful creatures in the world! As Buddy and friends move through the dirt, and drop their castings, they make space for air and water so plant roots can grow bigger and stronger. NO food scraps, NO paper trash, NO animal manures, NO wastes of any kind are given to our worms! They are only fed pure ingredients that are certified (proven) to be organic (clean and free of chemicals). We collect their castings in a safe way so our worms are protected and never harmed. That keeps our 'Buddy' workers happy!




RED BUD FARM worm castings are child-safe and pet-friendly.

Kids can play with **RED BUD FARM** worm castings just like they do in dirt. Children can touch and handle them without gloves. It brings joy to put tiny seeds into the ground, see them sprout, and watch them grow into food we eat and colorful flowers that beautify our homes. **RED BUD FARM** worm castings feel clean and brush right off your hands. They are not sticky and do not stain. Animals will not be hurt by **RED BUD FARM** worm castings either. So if dogs scratch or cats paw in them, they will not get sick or injured.



RED BUD FARM worm castings fertilize plants.

Fertilizer is a substance that is added to potting soil indoors or dirt outdoors to help all kinds of plants grow. N-P-K is the abbreviation for chemicals called nitrogen (N), phosphorus (P), and potassium (K) in fertilizers. **RED BUD FARM** worm castings are ALL NATURAL with NO chemicals, so our N-P-K reading is right at 0-0-0, and ours work better than other fertilizers with numbers. We recommend using them at least three to four times a year during the growing season...or even once a month if your plants look sad and need to be rescued. You cannot over do it because your plants will eventually absorb them. So ANY time is a GOOD time to fertilize with **RED BUD FARM** worm castings.



RED BUD FARM worm castings help balance Soil pH.

On a pH scale of 1–14, Soil pH is a measurement of alkaline (less than 7) and acid (greater than 7) in the soil. The neutral mark is 7, being ideal in the middle. The pH value affects the availability of nutrients and thus, the quality of plant growth.


RED BUD FARM worm castings encourage plants to thrive in any type of soil. We recommend using them the following three ways:

1. For seeds, apply a tablespoon or so at the time of initial planting, then water. For established plants, drop a handful (1/2 to 1 cup, depending on plant size) of **RED BUD FARM** worm castings into the hole at the root level. Then mix some more with the dirt that you dug out, and use that for back fill, then water.
2. During the growing season, scratch around the plant's stem to loosen the soil. Pack a handful or so of **RED BUD FARM** worm castings there.
3. Pour worm tea (see recipe on last page 21) around base of plants ANYTIME they are thirsty to give them a healthy, nourishing drink. You may also spray the leaves with worm tea, as needed, to help repel insects.




RED BUD FARM worm castings never burn.

Chemical fertilizers must be measured, and even then, can harm plants. Too much chemical fertilizer can cause root damage that makes plant leaves wilt. Then plants can turn brown, and die. **RED BUD FARM** worm castings are OMRI Listed. OMRI is an acronym that stands for the Organic Materials Review Institute, so it may be used in certified organic production or food processing and handling according to the USDA National Organic Program regulations, and ours has NO restrictions, so you can use it on any and every plant you grow. Plants grown with **RED BUD FARM** worm castings grow faster, healthier, bigger, and better than others! Use them and you'll see!




RED BUD FARM worm castings are the very BEST animal waste to make all plants grow.

Other raw or aged animal manures (like chicken, rabbit, cow, horse, goat, sheep, bird, bat, fish, etc.) likely contain chemicals or growth hormones that come from their feed, their shots, drug injections, worming medications, fly repellent, or antibiotics. They may have grazed on grass that was sprayed with insecticide or chemical fertilizer. Never put pig, dog, cat, or human waste on plants because they can contain germs or diseases that can infect humans and make people sick. **RED BUD FARM** worms both live and eat in bedding that is tested and verified to be organic, so their castings are ready to use immediately and directly on ALL kinds of plants, even tiny seedlings. Our worms are NEVER fed food scraps or manures of any kind.



RED BUD FARM worm castings are the best plant food.

They work so quickly that you will notice the difference! You can see fast results in just a few days. But they also work so slowly that they continue to supply your plants with nutrients up to a year or more. That is why we call them "time-released." **RED BUD FARM** worm castings help protect and shield plants from fungal diseases, root rot, and blight. They help fight off many other plant diseases, too, so toxins, poisons, and destructive bacteria will not harm plants. **RED BUD FARM** worm castings have a highly active mixture of helpful enzymes and minerals necessary for excellent plant growth.




RED BUD FARM worm castings have NO odor.

Many other kinds of manure smell bad, but NOT our worm castings! Even when you smell them there is no bad odor! They may have a slight clean, earthy scent...if any smell at all. They look and feel like very dark-colored coffee grounds, but don't brew them to drink because they are for the plants! They are not sticky, and will brush right off your hands.

RED BUD FARM worm castings are good for the environment and natural living.

They do not pollute the ground. They are safe for the entire eco-system and help reduce algae in ponds and greenhouses.

RED BUD FARM worm castings are earth-friendly and promote maintaining a cleaner, healthier planet.




RED BUD FARM worm castings make room for air.

Roots need oxygen to grow bigger and stronger as they hold up tall or heavy plants. **RED BUD FARM** worm castings act like little blocks of wood in a bucket to keep space open in the dirt so plants can breathe air, expand, and grow.

RED BUD FARM worm castings hold moisture.


In the soil, **RED BUD FARM** worm castings act like tiny sponges that hold water for plants to absorb and drink when they are thirsty. Storing some (but not too much) water in soil makes it slightly damp so roots do not get too dry. Excess water can drain off which protects plants from getting root rot. Five simple ingredients make plants grow: air, water, dirt, sunshine, and **RED BUD FARM** worm castings!



RED BUD FARM worm castings help repel insects.

Pesky spider mites, white flies, aphids, fleas, ticks, chiggers, ants, fire ants, grubs, termites, and lots of other harmful bugs and destructive parasites that feed on plant juices may be run off by **RED BUD FARM** worm castings. They help REPEL many annoying pests, but they do not kill them because it would take chemicals to do that. Worm tea (page 21) can be poured and/or sprayed on plant leaves to help deter damaging bugs, yet attract butterflies, hummingbirds, good bees, and pollinators to blooming plants for every season. Some bee-keepers pour **RED BUD FARM** worm castings under bee hives to help ward off bad bees.

RED BUD FARM worm castings help fight off lots of plants' sicknesses, diseases, and viruses.



Start seeds with **RED BUD FARM** worm castings.

To sprout seeds, cut holes in the bottoms of small containers like egg cartons, little plastic cups, or flats, so water can drain, and fill them with a mixture you make by combining:

- 1 part **RED BUD FARM** worm castings
- 3–4 parts organic potting soil

Carefully press seeds or seedlings about 1/4" under the soil (or follow package instructions). Water them gently using an eye dropper to keep them moist. Set them under a fluorescent light or window to help them sprout. When dry, water them as needed.

After seedlings are 4–6 inches tall, move them outside for a few hours each day for a week so they won't be shocked by going outdoors. When the weather is warm and after the danger of frost is gone, transplant them into a garden and drop **RED BUD FARM** worm castings into each hole.



Grow food with **RED BUD FARM** worm castings.

Seeds that have been passed down at least 60 years from one generation to the next generation are called 'heirloom' seeds (because you inherit them). They are non-hybrid, meaning they come from plants that are open (naturally) pollinated and may have different varieties that have been around for centuries (hundreds of years). You can collect seeds from these plants, gently blot or wash them, and save them to plant again next year. They will continue to produce more 'offspring' plants that are the same quality as the 'parent' plant. Heirloom seeds are naturally healthy and have never been sprayed with chemicals nor treated with pesticides like GMO (Genetically Modified Organism) seeds that are chemically and artificially changed in the seed form.



RED BUD FARM worm castings can be stored.

You can keep boxes or bags of **RED BUD FARM** worm castings good and safe until you are ready to put them on your plants in a greenhouse, garage, storage (or 'she') shed, porch, basement, or even a closet. Temperature changes will not hurt them. We recommend that you open the plastic bag so they don't sweat. They will not expire nor go bad in the bag. They will remain as potent (powerful) in the bag until you use them as they were when you first got them. Just keep them in a dry place.

RED BUD FARM worm castings work a long time.

They supply nourishment like time-release vitamins to help keep plants healthy and strong all through the growing season. It usually takes a few months for your plants to absorb them. We recommend using them about three times during the growing season. After you pull old vines out, take a rake to scratch any left-over castings around the ground.




RED BUD FARM worm castings help any plants in any type of soil...in any growing place...by anyone.

Whether you are a novice (a beginner just learning) or a professional (educated and experienced), everybody can grow plants successfully with **RED BUD FARM** worm castings. Use them indoors or outdoors in seedling trays, pots, greenhouses, raised or in-ground home gardens, flower beds, fruit (or any) trees, shrubs, bushes, yards, containers, buckets, and on farms. **RED BUD FARM** worm castings are not soil, so do not plant in them ALONE because they will not support the weight of heavy plants. They are a soil AMENDMENT to be ADDED TO SOIL to help enhance all plant growth naturally. They will never harm anything nor anyone.



Use **RED BUD FARM** worm castings indoors.

Every indoor plant needs a boost of nutrition (about three times a year) of **RED BUD FARM** worm castings to help revive old potting soil and rejuvenate established plants to bring forth new buds, flowers, and leaves. Many people use indoor plants to clean, purify, and naturally freshen air inside their homes because plants take in the carbon dioxide that we humans exhale, and exchange it for fresh oxygen we breathe. That is healthier than using candles, fragrance sprays, or incense! You can even grow delicious leafy greens inside for fresh salads. Add **RED BUD FARM** worm castings on cacti, rock gardens, succulents, vines, exotic plants, and tower gardens. Put them on all the plants inside your house, sunroom, patio, porch, and even your office. Give them for a surprise (and unusual) GIFT at parties on birthdays, holidays, anniversaries, house-warmings, graduations, and weddings!



Use **RED BUD FARM** worm castings outdoors.

Put **RED BUD FARM** worm castings in the holes and around the stems of all your outside plants, shrubbery, and trees.

- Plant a garden of fruits and vegetables and flowers with them.
- Add them in flower beds both when and after you plant annuals (flowers that only bloom the year you plant them) and perennials (flowers that bloom again every year).
- Loosen the dirt around every shrub or bush and pack a couple of handfuls of **RED BUD FARM** worm castings at the base (bottom) of the stem.
- Make worm tea (see page 21) to pour around stems and tree trunks, plus all landscaping shrubs, climbing vines, and bushes.
- Fertilize the entire yard by spreading **RED BUD FARM** worm castings all over your grass. Scratch up bare spots to loosen the dirt, add grass seed, **RED BUD FARM** worm castings, straw, and water.




Farmers love **RED BUD FARM** worm castings.

Homesteaders enjoy being self-sufficient. Many country folk like to grow their own food. It's hard work, but the rewards are worth it! Nothing else tastes as good as eating fresh, naturally-grown, wholesome vegetables and fruits that you raise sustainably from seeds passed down from family and friends in your community. Growing with **RED BUD FARM** worm castings gives you the food of choice to sell at local farmers markets. Plus, winning the blue ribbon for the best produce at the county fair is fun, too!



City dwellers and urban farmers use **RED BUD FARM** worm castings.

Folks who do not own land, but live in condominiums, or rent apartments or houses, also use **RED BUD FARM** worm castings to grow plants, flowers, fruits, vegetables, and herbs. They mix **RED BUD FARM** worm castings with potting soil and plant in individual containers on porches, window sills, and sunrooms. Sometimes neighborhoods share designated areas for particular associations, garden clubs, or plant societies.



RED BUD FARM worm castings bags may have eggs that hatch.

Worms are animals, not insects or bugs. Worms have long tube-like bodies, and no legs. Worms have both male and female parts in the swollen 'band' area (closer to the front/head of the worm) that is for breeding, so they can all have eggs. If a worm gets cut and enough of its front is left, it may survive and regenerate. But don't cut them, nor pull them apart because that may kill them! During our bagging process of separating the worms from their castings, sometimes tiny sacks of baby worms can filter through and get packaged. These little amber/pearl colored worm eggs (shaped like tiny balls) are called cocoons. If they hatch, 1-7 itty-bitty worms may come out and live 4-5 years.



RED BUD FARM Worm Castings Tea Recipe from Chef Buddy:


You will need to use UNchlorinated or distilled water because chlorine can burn plants and even kill them.

You may use RAIN water or WELL water anytime. But if you have municipal water and pay a water bill, then run the water in a bucket and LET IT SIT for at least 24 hours which gives TIME for the chlorine to evaporate out of it. It does not matter how OLD it gets as long as it is over 24 hours.

1. Add 1 cup **RED BUD FARM** worm castings in 1 gallon water (or washed-out milk) jug with a lid.
2. Fill the jug with unchlorinated water.
3. SHAKE it several times a day....for 3 days....while it brews.
4. On the 4th day, POUR it around the stems/roots of plants.
5. Use all the worm tea within 3 days so it will be fresh. If you don't use it, then what didn't stink—may start to stink!

If there are bugs on the leaves of your plants, Buddy suggests you ADD a tablespoon of old-timey unsulphured blackstrap molasses in the jug to keep it organic...or you could use corn syrup. SHAKE the jug several times for 24 hours so it will MIX into the water, then remove the lid. STRAIN the tea (by using lady's nylons over the opening) into a pump-sprayer so the castings don't get in the jug and clog the nozzle. Then SPRAY it all over the plants. The tea will stick on the plants to help repel and remove bugs and insects longer. Never throw away undissovled castings. Just pack/press them around plant stems.

Thank you for buying
RED BUD FARM
worm castings!





Read and Learn With Buddy the Worm!



US \$5.00